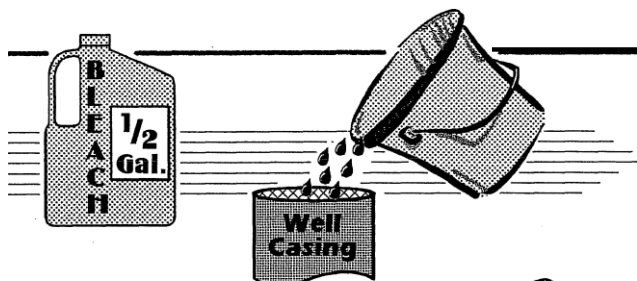


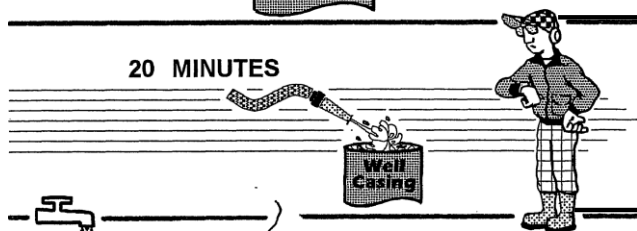


# DISINFECTION OF WELLS

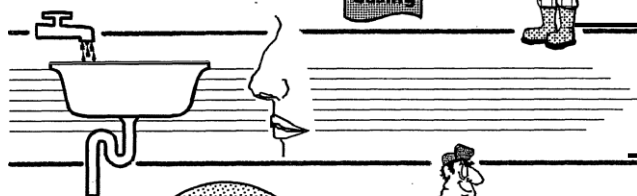
Wells which have been newly constructed, repaired, or accidentally polluted should be thoroughly cleaned and disinfected before a sample is collected for bacterial examination. Where possible, all exposed surfaces and piping above the water line should be scrubbed with a stiff bristle brush and strong chlorine solution (made by mixing a cup of bleach in a pail of water). The well, pump and piping are then disinfected by the following steps:



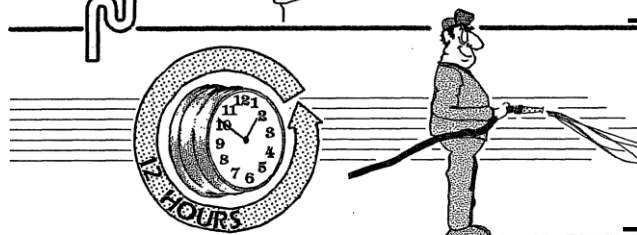
Mix two (2) quarts of chlorine bleach [Sunny Sol, Bright Sail, Clorox, 101, etc.] in ten (10) gallons of water. Mixing a pint of bleach in a 2 gallon pail can be done four times if there is no 10 gallon container available. Pour ALL the solution into the well.



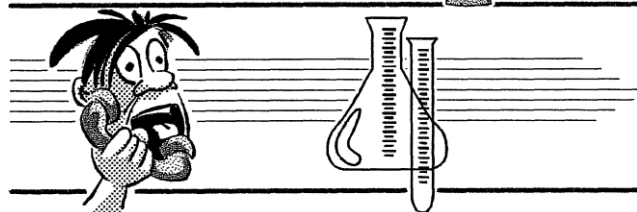
Using a hose, run water back into the well until chlorine odor appears and wash down the inside of the casing a minimum of 20 minutes.



Run water from each inside cold tap until a chlorine odor appears. [Shut tap off]




Allow the system to stand idle for at least (12) hours. Then, start pumping water to an outside drain, where it will not harm valuable plants, until chlorine odor gone. (NOT into the Septic System)



Notify the Health Department and a sample will be collected to determine whether contamination has been eliminated.

It should be remembered that disinfection is **NO** assurance that water entering the well will be free of pollution. The cause of the pollution should be determined and removed. Until this has been done and two good reports received, all water for drinking or kitchen use should first be boiled.



## CALL IF YOU HAVE ANY QUESTIONS

**Orleans County (585) 589-3278**

**Genesee County (585) 344-2580** Revised 12/18